



# Applying to UC campuses and private universities



# UC Facts



- **10 campuses however, UCSF is for graduate students.**
- **90% of UC students are CA residents**
- **Newly enrolling students are well-prepared**
  - **Average GPA: 3.86**
- **Remember: UC campuses admit students with a broad range of academic achievements**
- **Apply Oct. 1 – Nov. 30**
- **Apply Broadly! [UC application guide](#)**



# Are you eligible to apply?

## Eligibility

- **A-G courses (Minimum of 15 A-G courses but 11 courses must have been completed by the start of senior year.)**
- **3.0 GPA or above in A-G courses**




# Application Timeline

**UC Application:** <https://apply.universityofcalifornia.edu/>

Date/Deadline	Task
August 1	UC Application opens
October 1 – November 30	Students submit UC Application
March	Notification of admission decisions by campus
May 1	Statement of Intent to Register (SIR) deadline
July 1	Official transcripts due
July 15	Exam scores due, if applicable (AP, IB, ELP, etc.)



# Student Preparation

- **Begin preparing for the application now.**
  - **Check for available majors at:**  
<http://admission.universityofcalifornia.edu/how-to-apply/check-majors/index.html>
  - **Gather materials (transcripts from RBHS and Shasta, Activities Record, etc)**
  - **Your short answer responses to the personal insight questions are important! Start working on these questions.**
- 


## What students need to fill out the UC application

- Unofficial transcripts
- Test scores, if applicable
- Annual family income information
- List of awards & honors
- List of extracurriculars
- Non-classroom activities
- Volunteer/job timelines with hours & job duties



# Comprehensive Review

## Every UC Campus

- **Receives the same application from you**
  - **Looks for strong preparation and assesses student within context**
  - **Looks at the full application**
- 



# Comprehensive Review



- **GPA**
- **Number of A-G courses and performance**
- **Number of honors, AP, and college courses completed**
- **ELC (top 9% of graduating high school class)**
- **Strength of senior year coursework**
- **Utilization of educational opportunities available**
- **Outstanding performance in an academic area**
- **Outstanding work in an academic field**
- **Recent, marked improvement in the last two years**
- **Special talents and skills**
- **Completion of special projects**
- **Academic accomplishment in light of difficult life experiences**
- **Location of high school and residence**





# UC Guarantee

- **Top 9% of students of California are considered to be eligible based on the Statewide Path. This distinction comes from the admission index which calculates the student's A-G GPA. These students are guaranteed admission to a UC campus but it may not be their first choice campus.**
- **Top 9% of high school class is considered to be ELC which is Eligibility in the Local Context. This distinction comes from the A-G GPA and measured against the GPA of the graduating class. The ELC students also receive guaranteed admission to a UC campus.**

## Create an account



Email address \*

Email address \*

Confirm email address \*

Confirm email address \*

Password \*

[Show password](#)

Password \*

*Your password must contain:*

- 8 to 30 characters

*And meet at least three of the following requirements:*

- An English lowercase letter (a-z)
- An English uppercase letter (A-Z)
- A number between 0-9
- A special character: !@#%&\*+<>?.-

# Getting Started

The University of California uses the information requested on the application to process your application for admission, scholarships, and statistical analysis and reporting. Please see our [Privacy Policy](#) for more details.

By checking this box, you are confirming that you have read and agree to our [Terms of Use](#).

Create account

UNIVERSITY OF CALIFORNIA

Application status My account Sign out Help

\* required

When do you hope to start at the University of California? \*

Spring Quarter 2020

Winter Quarter/Spring Semester 2020

Fall Quarter/Semester 2020

Your application level: \*

Freshman

I'm currently in high school.

-OR-

I've graduated from high school, but have not enrolled in a regular session (non-summer) at a college or university.

Transfer

I've graduated high school and am enrolled in a regular session (fall, winter or spring) at a college or university.

Other

I already have a degree (B.A. or B.S.) or I'm not working toward a UC degree.

Select Fall Quarter/Semester 2024

Select Freshman level--even if you have college credits.

UNIVERSITY OF CALIFORNIA

Application status My account

When do you hope to start at the University of California? \*

Spring Quarter 2020

Winter Quarter/Spring Semester 2020

Fall Quarter/Semester 2020

Your application level: \*

Freshman

I'm currently in high school.

-OR-

I've graduated from high school, but have not enrolled in a regular session (non-summer) at a college or university.

Transfer

I've graduated high school and am enrolled in a regular session (fall, winter or spring) at a college or university.

Other

I already have a degree (B.A. or B.S.) or I'm not working toward a UC degree.

Help

If I've already submitted my application and want to apply to an additional campus, should I start a new application?

No, you shouldn't start a new application. If the campus you want to apply to is still open, you can add it to your existing application. Remember, you will have to pay the application fee for that additional campus.

What is the application deadline?

It depends on the application term. For the winter quarter/spring semester, you'll need to submit the application July 1 - 31. For fall quarter/semester, you'll need to submit the application Nov. 1 - 30. Dates and deadlines may change, so be sure to check the admissions website for the most up-to-date information.

How do I know if I'm a freshman or transfer applicant?

You're a freshman applicant if you're currently in high school or you've graduated from high school, but have not enrolled in a regular session (non-summer) at a college or university. You're a transfer applicant if you've graduated high school and are currently enrolled in a regular session (fall, winter or spring) at a college or university.

You will have a chance to see your entire app at any point by clicking on this link.

This is also the landing page for when you log back in after a previous session.

## Navigating the application

UNIVERSITY OF CALIFORNIA

Application status My account Sign out Help

Fall quarter/semester 2020

> Expand all Print version

- > About you
- > Campuses & majors
- > Academic history
- > Test scores
- > Activities & awards
- > Scholarships & programs
- > Personal insight

Review & submit

Start submission

## About you

All information that is personal in nature is now in About you:

- Personal information
- Contact information
- Citizen & residency
- Demographics
- Your background
- Your household
- Parent information

For a fee waiver-must report family size and income.

UNIVERSITY  
OF  
CALIFORNIA

COUNSELOR  
CONFERENCE

### ▼ About you

Personal information

Contact information

Citizenship & residency

Demographics

Your background

Your household

Parent information

Review

> Campuses & majors

> Academic history

> Test scores

> Activities & awards

> Scholarships & programs

> Personal insight

Review & submit



## Save & continue

### About you

#### Personal information



\* required

#### What is your name?

Please tell us what your legal name is. This is the name that appears on official documents, like your birth certificate, passport or driver's license.

First/Given name *	Middle name	Last / Family / Surname *	Suffix
<input type="text" value="Lauri"/>	<input type="text"/>	<input type="text" value="Hardy"/>	<input type="text" value="-- select --"/>

#### Have you ever been known by another name? ⓘ

For example, a name you use on transcripts and official records, or a maiden name. We do not need to know your nickname.

No  Yes

#### When were you born?

Month *	Day *	Year *
<input type="text" value="April"/>	<input type="text" value="17"/>	<input type="text" value="2000"/>

#### Where were you born? ⓘ

Country *	State *	City *
<input type="text" value="United States"/>	<input type="text" value="California"/>	<input type="text" value="Oakland"/>

Save & continue

You don't have to fill out the application sequentially but it is recommended. Some pages rely on info being entered on previous pages. If you navigate these pages out of order, a message will appear directing you to visit the previous page first. You will be timed out after 20 minutes of inactivity. You should always hit save at the bottom.

### About you

#### Personal information



\* required

There are some errors below.

You can continue working and fix these errors, or you can skip this page and fix them later.

Continue working

Skip the page for now

## Campuses & majors

### Choose campuses

- UC Berkeley
- UC Davis
- UC Irvine
- UCLA
- UC Merced
- UC Riverside
- UC San Diego
- UC Santa Barbara
- UC Santa Cruz

Each UC campus has different strengths and unique environments. Applying to more than one campus will increase your chances of being admitted to UC and finding a campus that's right for you.

There is an application fee of \$70 per campus, which you'll pay once you submit your application.

- You must select a major for each campus you're applying to.
- If available, you should select an alternate major. If a campus is unable to offer you a place in the first-choice major, the campus may consider you for an alternate major. Be sure the alternate major is in a subject area that you really want to study (and in some cases, it should be in a different area of study than your primary major).
- Majors are sorted by category or college. After selecting the major/alternate major, scroll to the bottom of the page and click "Save & continue."

## What is a selective major?

Majors that are selective receive more qualified applicants than spaces available.

A selective major may strongly recommend additional criteria and preparation including:

- specific courses
- supplemental applications
- general interest in the subject area

The more students prepare for the major, the more competitive they will be.






## Definition of selective major

UC campuses may use the following terms to indicate that a major is selective:

- Capped
- High-demand
- Screening
- Selective



Campuses that use the term "Selective"	Campuses that use the term "Screening"	Campuses that use the term "High-demand"	Campuses that use the term "Capped"
UC Davis UC Irvine UCLA UC Merced UC Riverside UC Santa Barbara	UC Santa Cruz	UC Berkeley	UC San Diego



Majors.....which one to select??

Look at the handout.

Some will allow you to select undeclared.

But this isn't a back-door way to get into a selective major.

## Campuses & major

### SELECTING A MAJOR

By default, applicants will see majors based on category or discipline. They can toggle to College as needed.

#### Campuses & majors Choose majors



\* required

UC Davis

Selected major

Not selected

Selected alternate major

Not selected

Browse by: [Category](#) | [College](#)

show closed majors

- > Agriculture, Natural Resources and Environmental Studies
- > Architectural and Environmental Design and Planning
- > Art - Applied, Fine, Performing and Art History
- > Biological and Life Sciences

## Campuses & major, cont.

- Supplemental applications: Some majors require submission of a supplemental application
- Professional schools and specialty programs are likely to require multiple documents and a supplemental application.
- If a supplemental application is required, the information will be displayed once you select major/alternate major.

### ▼ Ethnic and Area Studies

#### African American and African Studies, A.B.

College of Letters and Science

Major

Alternate major

#### American Studies, A.B.

College of Letters and Science

Major

Alternate major

#### Asian American Studies, A.B.

College of Letters and Science

Major

Alternate major

#### Chicana/Chicano Studies, A.B.

College of Letters and Science

—  
Cultural Studies  
Social/Policy Studies

Major

Alternate major

#### East Asian Studies, A.B.

College of Letters and Science

Major

Alternate major



# UC San Diego



- 1.** If you are admitted to SD, you'll be assigned to one of the seven colleges on campus. These are residential neighborhoods on campus with specific areas of focus and general ed requirements.
- 2.** In addition to selecting a major and an alternate major, you'll need to rank the colleges in order of preference to have the best chance of assignment to the college of your choice.
- 3.** The rankings do not affect the chances for admission to UC San Diego.



Have a hard copy of your most updated transcript for this part!

## Academic history

### 9th grade



\* required

RED BLUFF HIGH SCHOOL  
RED BLUFF, CA  
School code: 052575

Grading system: A B C D F  
Term system: Semester

Edit

> About you

> Campuses & majors

▼ Academic history

Introduction

7th & 8th grade

High schools

9th grade

10th grade

11th grade

12th grade

## Academic history

### SELF REPORTED COURSEWORK

Similar to the previous application, coursework is self-reported and entered year by year. The interface is more user-friendly, but the process is the same.

UNIVERSITY  
OF  
CALIFORNIA

COUNSELOR  
CONFERENCE

CASTLEMONT HIGH SCHOOL,

OAKLAND, CA

School code: 054611

(Dev.)Schoolid: 58132

Grading system: A B C D F

Term system: Semester

Honors codes

AP - Advanced Placement

HL - UC-approved honors level

IB - International Baccalaureate

NH - Not honors

Grade Codes

NO - No course this term

2016 - 2017 academic year

I have no courses or grades to report.

> 9th History/Social Science

> 9th English

> 9th Mathematics

> 9th Laboratory Science

> 9th Language Other Than English

> 9th Visual and Performing Arts

> 9th College-Prep Electives




# Use the courses from the drop down list

**Sometimes the course name in the drop down list looks a little different than the course title on your transcript. Use the best match and then make sure your counselor reviews your application to make sure everything is correct.**

**If you do not see an A-G course that you took listed on the UC-approved course list drop down, tell your counselor.**





# Dual enrollment/college courses

**If you completed any college/university courses while in high school (including those completed as part of a dual enrollment program), you can add the college information after completing the high school section. The process is very similar to entering the high school information.**

**If your courses were completed at a California community college (CCC), you should select the course taken, grade earned (or enter IP for In Progress, PL for Planned courses), and the A-G subject area in which the course fits.**

# AP exams

The screenshot shows the 'Add AP exam' form on the University of California application portal. The page has a blue header with 'UNIVERSITY OF CALIFORNIA' and navigation links for 'Application status', 'My account', 'Sign out', and 'Help'. The main content area is titled 'Test scores' and 'Add AP exam'. It includes a 'Please remember' section with two bullet points: 'Record your scores exactly as they were reported by the testing agency.' and 'If you have taken an exam more than once, record your highest overall score.' Below this is a question 'Is this test completed or planned?' with radio buttons for 'Completed' (selected) and 'Planned'. At the bottom, there are dropdown menus for 'Month' and 'Year' to indicate when the test was taken. A right-hand sidebar contains a menu with options like 'About you', 'Campuses & majors', 'Academic history', 'Test scores' (expanded), 'AP exams', 'IB exams', 'TOEFL or IELTS', 'International exams', 'Review', 'Activities & awards', 'Scholarships & programs', 'Personal insight', and 'Review & submit'.

You will be asked about each of these exams on separate pages in this section. You'll need to report scores if you've already taken an exam and/or indicate if you're planning on taking an exam in the future.

AP: Certain scores on specific AP exams can be used to meet freshman admission subject requirements not satisfied with coursework. Please see our website for more information on exam credit.

**Scores must be self-reported on the application; official scores are not required until after you have accepted an offer of admission.**

## Activities & awards

### LISTING ACTIVITIES & AWARDS

Students can list up to 20 activities in this section. We no longer limit activities in each category.

Remind your students that they should list what they have done (or plan to do during the academic year), they do NOT need to list 20 activities to fill space.

UNIVERSITY  
OF  
CALIFORNIA

COUNSELOR  
CONFERENCE

#### Description of categories

**Award or honor:** We want to know about the awards and honors you've received that mean the most to you.

**Educational preparation programs:** Any programs or activities that have enriched your academic experiences or helped you prepare for college. ⓘ

**Extracurricular activity:** These could include hobbies, clubs, sports and anything else you haven't had the chance to tell us about.

**Other coursework:** These are courses other than those required for UC admission (courses that do not fit in UC's "a-g" subject areas). ⓘ

**Volunteering / Community service:** These are activities you've donated time and effort to without getting paid.

**Work experience:** This is for telling us about any paid jobs or paid internships you've had. ⓘ

#### What's the name of the activity? \*

Tennis

Think about your experience, and what you accomplished and learned. We'd also like to know if you've held a leadership role, which can mean more than just a title - it can mean being a mentor to others, acting as a point-person in charge of a specific task, or taking a lead role in organizing an event or project.

**Avoid acronyms.**

**If you didn't have time/opportunities to participate in activities, explain why. Explain how else you used your time and if it was a choice or out of necessity.**

105 characters remaining

# Scholarships & programs

## SCHOLARSHIPS

Students will find the scholarship section at the end of the application. Given the UC campus they selected earlier in the application, scholarship options will appear in this section. Students can now select any and all scholarship criteria which applies to them.

UNIVERSITY  
OF  
CALIFORNIA

COUNSELOR  
CONFERENCE

## Scholarships & programs Apply for scholarships



\* required

You can apply to a number of UC scholarships (that means free money) right here in the application. The scholarships listed below are awarded to students with specific backgrounds, academic interests or career objectives. If you don't see any categories that are relevant to you, don't worry. In addition to these scholarships, each campus and many alumni associations award a variety of scholarships that recognize students' achievement and potential.

You'll also need to file a [Free Application for Federal Student Aid \(FAFSA\)](#)  or a [California Dream Act Application](#)  (if you're an undocumented student) to be considered for every type of financial aid possible, including the scholarships listed below. International students should not file these.

Click on a category to view the list of scholarships and check the boxes for the scholarships that you'd like to apply to.

Expand All

### > Academic major or interest

### > Affiliation with group, program or organization

### ∨ Ancestry and descendants

- Child of a UCSD employee
- Child of a farmworker; not child of landowner
- Child of a member or prior member of the Navy or Marine Corps
- Child of a public servant in the federal government or in the service of the state of California (includes military and judiciary as well as civil service)
- Child of an incarcerated parent
- Child of employee of H. J. Heinz Company or an affiliated grower
- Child or grandchild of an Antioch, California, classroom teacher
- Daughter or other female dependent of California public school educator
- Descendant of Capt. and Mrs. Wm. James Gray and/or Mr. and Mrs. Adolph Braun
- Descendant of Confederate veteran of Civil War



## Scholarships & programs

### Educational Opportunity Program

If you're interested in the Educational Opportunity Program (EOP), which provides support services when you're enrolled at UC, you'll need to check the box on this page and provide a brief statement about why you're interested in the program.

UNIVERSITY  
OF  
CALIFORNIA

COUNSELOR  
CONFERENCE

## Scholarships & programs Support programs



\* required

UC offers an array of programs and services designed to help every student have a fulfilling college experience.

While we encourage you to explore all of our programs, you have an opportunity to express interest in one of our programs, the Educational Opportunity Program (EOP), right here in the application.

If you're interested in EOP, check the box below and answer the follow-up questions.

Educational Opportunity Program (EOP)

EOP and similar campus programs provide assistance through mentorship, academic programs, financial assistance, counseling/advicing, and other campus support services to those who are first-generation college students, and/or from low-income and educationally disadvantaged backgrounds. EOP serves students from all ethnic backgrounds, and is open only to California residents and to American Indians from any state.

Why are you interested in EOP? \*

240 characters remaining

Save & continue

# Personal Insight Questions

## INSIGHT QUESTIONS

The questions have not changed.

Students can email themselves the questions, then work on their responses off line.

20 minute timer! Students need to be reminded that the UC application will log them out due to inactivity after 20 min.

UNIVERSITY  
OF  
CALIFORNIA

COUNSELOR  
CONFERENCE

## Personal insight Personal insight questions



\* required

Please respond to any 4 of the 8 questions below.

We realize that not all questions apply to all applicants, so be sure to select the 4 questions that you believe give us the best information about you.

All 8 questions are given equal consideration in the application review process. Responses to each question should be between 250-350 words.

Personal insight questions

Want a copy of the personal insight questions emailed to you? It's a good idea to work on these before you enter them in the application.

Email questions

Copy and paste your insight essays from word or google after you have written several drafts and produced your best effort!

...w

ership experience in which you have positively disputes, or contributed to group efforts over time.

...and it can be expressed in many ways: problem solving, original and innovative thinking, and artistically, to name a few. Describe how you express your creative side.

Answer



# Personal Insight Questions (PIQ's)

It's a good idea to start brainstorming your responses early. Here are some more tips:

- Use the [UC PIQ's](#) online resources with writing tips and a worksheet
- Seek stylistic feedback from a trusted teacher, counselor or other adult
- The word limit for each PIQ response is 350 words

There is no advantage to answering any specific question. You should answer the questions you feel will best represent your background, interests, accomplishments, and context.

- You'll have 8 questions to choose from. You must respond to 4 of the 8 questions.

## Review and submit

### Application checklist:

- The UC application check list shows a check mark when all required questions have been completed.
- Students can click on a section to see or modify their answers or verify whether they answered the optional questions
- Students can 'print' a copy of their application or save a PDF for future reference

UNIVERSITY  
OF  
CALIFORNIA

COUNSELOR  
CONFERENCE

### Review & submit

Here's your chance to review all of the information you've entered in the application. If you've skipped or missed any required questions, you'll see a "To do" button next to the page below.

Before you submit your application, you should review all the pages and sections below, even if they are marked as complete (indicated with a checkmark). Remember, we want to learn as much about you as possible — so it's a good idea to fill out as much as you can and review all the information you'll be sharing with us.

#### Fall quarter/semester 2023

> Expand all

Print version

> About you



> Campuses & majors



> Academic history

> Test scores



> Activities & awards



> Scholarships & programs



> Personal insight



Start submission

## Review and Submit

Students will have the opportunity to review each section of the application before submitting. A check mark will appear beside each completed section. If a check mark is missing, the student is able to click the tab where required questions are missing.



## Review & submit

It costs \$80 per UC application.

If a fee waiver is granted, the applicant must select **Yes** to accept the fee waiver.

UNIVERSITY  
OF  
CALIFORNIA

COUNSELOR  
CONFERENCE

Academic review

State of legal residence

Sign & release

Payment

### Billing summary \* required

Please review your campus selections and application fees below.

The application fee is \$70.00 for each UC campus.

Selected campus	Fee
Berkeley	\$ 70.00
Davis	\$ 70.00
Merced	\$ 70.00
San Diego	\$ 70.00
<b>Total due</b>	<b>\$ 280.00</b>

### Fee waiver

You've qualified for a UC application fee waiver.


The fee waiver allows you to apply to up to four campuses for free.

Would you like to accept the fee waiver? \*

Yes  No



# You are eligible for a fee waiver if:

- You are a U.S. citizen or permanent resident or you attended a CA high school for at least 3 years; AND,
  - You meet the low-income criteria.
  - If you are on a non-immigrant visa, you are not eligible for the UC application fee waiver even if you attended a school in California.
  - A UC application fee waiver is good for up to 4 campus choices; you will be responsible for payment for any additional campuses you choose to apply to.
- 

## Release authorizations and Statement of Integrity

### Release authorizations

If you agree with a statement below, check the box next to it. These conditions are all optional and not agreeing will not affect your admission to the university. Not agreeing with a condition may have other consequences, so please read each one carefully. You may log back in to your application at any time to change these preferences.

- I authorize the University of California to release application information, including copies of my application, to outside agencies that award scholarships.

Without this authorization, your application will not be shared with outside agencies that provide scholarships.

- I authorize the University of California to release biographical information from my application (including information regarding my ethnicity and sexual orientation) to recognized UC organizations and alumni groups that may wish to contact me before and after admission decisions are made.

- I authorize the University of California to release to my school or college counselor/counseling office or sponsoring agency information regarding my application, including transcripts and other supporting documents, as they relate to my admission and scholarship status.

If you do not check the box, UC may not inform your school or counselor whether you have applied or been admitted.

- I authorize the University of California to release to my parents/legal guardian or spouse information regarding my application, including transcripts and other supporting documents, as they relate to my admission and scholarship status.

Without this authorization, information regarding your application will not be disclosed to your parents/legal guardian or spouse. For example, if you do not check the box, they cannot inquire about the receipt of your application, transcripts or other supporting documents, nor inquire about the status of your application.

UNIVERSITY  
OF  
CALIFORNIA

COUNSELOR  
CONFERENCE

### Electronic signature and Statement of Integrity \*

By submitting this application, you authorize the University of California to release application information, including copies of your application, to any UC campus for admission or scholarship consideration.

[View Statement of integrity \(PDF\)](#)

- I certify that my application and all information submitted during the admission process — including my academic record, personal statement, awards, activities, and supporting materials — are my own work, factually true and correct, and honestly presented. I understand that I am responsible for the accuracy of the application and that the University of California may verify the information.

I further understand that withholding information or giving false information or other misconduct prior to enrollment as described in the [UC Policy on Student Conduct and Discipline](#) and [UC Policy on Sexual Violence and Sexual Harassment](#) may be cause for denial of admission, withdrawal of an admission offer, registration cancellation, expulsion, or revocation of a University of California degree.

Date that you are submitting this application: July 20, 2022

Save & continue

Back

### Release authorizations and Statement of Integrity

- The application cannot be submitted without the applicant's electronic signature and acknowledgement of the Statement of Integrity.
- Students will have the option to share their information with parents/guardians, school contacts – counselors/educators, and UC campus organizations.

The Statement of Integrity is to affirm that all information in the application is accurate and the personal insight responses were written by the applicant. **If information is withheld, such as poor grades, or falsification is detected, the application is subject to cancellation.**

## Submission confirmation

### IMPORTANT:

- UC Application ID
- Date submitted
- Payment methods - credit card, fee waiver, check/money order

UNIVERSITY  
OF  
CALIFORNIA

COUNSELOR  
CONFERENCE

## GOOD JOB!

Angle, you did it! You've successfully submitted your UC application! Before you leave, make sure to review the information below about your payment and what steps to take after you submit.

### Submission confirmation

Here's a summary of your application and fees. Please print a copy of your submission confirmation and your application using the buttons below. You'll want to keep both of these documents for your records. You will also receive an email at eltest0140@uccv.edu with this information.

Selected campus	Fee
Irvine	\$ 70.00
San Diego	\$ 70.00
<b>Total paid</b>	<b>\$ 140.00</b>

Application ID: 1900039

Date submitted: 07/07/2022

Payment method: Credit Card

Confirmation ID: 6572374644096826604001

[Print a receipt](#)

[View & print your application](#)


## Review and Submit

When a student is successful in submitting their UC application, they see a confirmation page and receive a confirmation email. Your students should make note of their UC application ID, which is both in the confirmation email and on the confirmation submission page.





# UC Blue and Gold Plan

- Undergraduate California residents who file FAFSA or CADAA applications on time and are determined to have financial need and total family incomes under \$80K per year will not have to pay UC's system wide tuition and fees out of their own pockets for the first four years (two years for transfers) that they are enrolled at UC.
  - Eligible students may qualify for additional grant support to help pay for other college expenses.
- 



# What is the cost of a UC?

<b>Direct costs</b>	<b>On campus</b>	<b>Off campus</b>
UC Tuition	\$14,436	\$14,436
Campus fees	\$1,800	\$1,800
Campus housing and meals	\$19,200	
Health insurance allowance/fee	\$3,000	\$3,000
<b>Total direct costs</b>	<b>\$38,436</b>	<b>\$19,236</b>
<b>Indirect costs</b>		
<b>Indirect costs</b>	<b>On campus</b>	<b>Off campus</b>
Books and supplies	\$1,300	\$1,300
Housing & meals		\$16,300
Personal transportation	\$2,500	\$3,200
<b>Total indirect costs</b>	<b>\$3,800</b>	<b>\$20,800</b>
<b>TOTAL COST (direct and indirect)</b>	<b>\$42,236</b>	<b>\$40,036</b>



# Middle-Class Scholarship

**The Middle Class Scholarship provides undergraduate students with a scholarship to UC and CSU campuses. Students with family income and assets up to \$226,000 may be eligible.**

**Scholarships award amounts will vary by student and by school.**

**Student must complete their FAFSA or CADAA by April 2.**

Results

Over **55%** of CA



**undergrads pay no tuition because of grants & scholarship aid**



# Important!!

Information in the application is subject to verification. If you're selected for verification, not responding to the request will result in a cancellation of your application, and the application fee will not be refunded.

The verification process occurs in January and is communicated by email; you should check their email regularly.

Campus portals (separate from the application)

- By January, each campus you applied to will email you to create a login username and password for access to the campus' applicant portal. This is the site where the admission decision will be posted along with other important information.
- You should check each campus' applicant portal frequently.



# Independent and Private Universities



- Some require an essay some do not
- Sometimes are more expensive but they offer more financial aid
- Applications differ so be sure to go online and check deadlines
- Common Application is available now at [www.commonapp.org](http://www.commonapp.org)
- About 1000 universities (mostly private) use the common application.
- **DO NOT PROCRASTINATE ON THE COMMON APPLICATION. We will not check our e-mail over Winter/Christmas Break!**





# CSS Profile




- The CSS (College Scholarship Service Profile) is an online application from the college board that collects information used by almost 300 colleges and scholarship programs.
- Check to see if your school uses this application:

<https://profileonline.collegeboard.org/prf/PXRemotePartInstitutionServlet/PXRemotePartInstitutionServlet.srv>

- Nonfederal financial aid
- \$25 for first report, additional reports are \$16 (waivers are available)



# Parts of the Common App

- **Profile-personal info**
  - **Family-parent info**
  - **Education**
  - **Testing**
  - **Activities**
  - **Writing-must choose one of 5 prompt-Biggest opportunity to show the admissions officers who you are as an individual.**
  - **Supplements-many have questions/essay that allows you to indicate why you are applying to that particular college.**
- 



# Tips for Common App

- Fees range from \$25-\$90 for submission. There are fee waivers available.
- You have a 250-650 words for the personal statement. There is no minimum word requirement for the “Additional Information” question.
- A counselor and teachers are needed to fill out the school report and teacher evaluations. You must enter in their email correctly....and then follow up to make sure they received the instructions.
- Common practice is that students should waive their right to see the counselor School Report, teacher evaluations, and other letters. Colleges will put more trust in the recommendation.
- Read the entire application very carefully!



# After you have submitted your applications.....

- Be sure to have a “safe” email as colleges will begin communicating with you via email. Their technology will omit “inappropriate” email addresses. Parents are encouraged to have access to this email.
- Should receive a confirmation 3-4 weeks after submitting your application
- Set up a portal account as per each college’s directions
- **DO NOT MISS A DEADLINE! California colleges need to reduce admissions...** don’t let this be a reason for your denial... Check your portal regularly—meet deadlines!!
- **Placement tests.....pay attention to see if you need to take them in Spring.**
- Apply for housing....Make the dorm deposit!
- **May 1st is** the deadline to complete your Intent to Register.
- Take notice of your student ID. Once you receive your acceptance all communication will require your college student ID...not your RBHS student ID.



# Legal name

- Please make sure that your student is enrolled at RBHS under their legal name (name on the birth certificate).
- Use your legal name on all college applications and FAFSA form.
- If not, your student is in danger of jeopardizing their ability to access financial aid.





# Thanks for coming!

Make an appointment with your counselor if you need any assistance!

Karlee Garcia is opening her room on Tuesdays and Thursdays as a place to work on your applications!

Room L110 Snacks provided!!